

March 2024

Vistas

Vistoso Photo Club Newsletter



Grand Prize Winner, 2020 Arizona Highways Annual Photography Contest, by John Vermette

Photographing the Night Skies

The **March 13th** program, "Photographing the Night Skies," will be presented by **John Vermette**, a Tucson resident since 1964.

A general contractor by trade, he has had a life-long passion for astronomy and science. "I started my journey into astrophotography in 2010," says John. "After building an observatory in our backyard, I spent all clear nights imaging the cosmos and it did not take long before I became obsessed with it."

"In 2012, I started imaging the night sky with a wide field camera lens to get a much larger field of view than what I could get with most telescopes," John continues. "A very fast wide lens makes it possible to capture the Milky Way along with the foreground."

"Although I have no formal education in photography, I feel I have learned much with the help of others and lots of trial and error." "

"Along the way I have had (with the company of my wife, Stephanie) the opportunity to travel the

Southwest looking for unusual scenery and clear skies."

His work has been displayed in **Sky & Telescope** and **Astronomy** magazines, **NASA Astronomy Photo of the Day**, **Arizona Highways Photo of the Day**, **Astronomy Photo of the Day**, **The Art of Planetary Science**, and **Spacefest**. His "Milky Way Over Monument Valley" was awarded Grand Prize of the **Arizona Highways 2020 Annual Photo Contest**.

"I am still amazed at how many people have never seen the Milky Way," says John. "Often, when viewing my photos, people are not sure what they are looking at. I love explaining to them what they are seeing and how, when and where they can see it themselves. I hope that by viewing my photos, people will pause to think about light pollution and what they can do to minimize its effect."

Come see John's amazing images at Catalina Vista, Wednesday, March 13th at 6 PM and learn how he creates them. Bring a friend.

Learning Opportunities

“The Camera” Workshop, Ed Caine, Trainer

A camera captures the image in front of the lens. The camera operator chooses how to capture the image through (A) 5 basic camera adjustments (JPG or RAW, lens length, ISO, shutter, and aperture) and then (B) framing the image and the mechanisms used to capture the image(s). The first component will be discussed in the first session called “The Camera.” The second component will be discussed in April in “The Photographer” session.

The easiest thing to do is put your camera on MODE P (=Program), leave the ISO setting unchanged, zoom in and out until you like the magnification of your image, and then let the camera make the adjustments to Aperture and Shutter Speed. More than 75% of the time you will be happy with the result.

But maybe you want more control. Maybe you want your blurry photos to be sharp. Maybe you want your sharp photos to be blurry. Maybe you only want parts to be blurry (moving water, or cars, or bird wings, or your grandchild throwing a ball). Maybe you want to make the background behind a photo of your dog to be less distracting. Maybe you want a photo of your partner eating a Greek Salad with the Parthenon in the background with everything in focus. Or maybe you just want to

improve the quality of the images captured by your camera.

Knowing what the camera settings will do is not difficult. The cognitive test that I take every year at my wellness checkup has me remembering 6 words and then repeating them. In practice your camera adjustments will only be changing the **ISO** (light sensitivity of the camera’s sensor), **shutter speed** (how long the camera’s sensor is exposed to the image), and **aperture** (the diameter of the opening in the lens through which the image passes).

As mentioned above, 75% of the time letting the camera make the decisions is fine, but the other 25% It is like the difference in going to McDonald’s and getting a fish sandwich compared with going to Galatoire’s in New Orleans and enjoying redfish in meuniere sauce. You really can tell the improvement.

.....*Ed Caine*

To enroll in “The Camera” training session, contact Bill Laing at wmblaing@gmail.com. The workshop will be held on Saturday, March 16 at 10 AM in the Hopi Room of the Activity Center.



Vistoso Photo Club Calendar

March 13th

Program Presentation
“Photographing the Night Skies”
 John Vermette
 Catalina Vista Rec Center
 6 PM Start

March 16th

Club Training Session
“The Camera”
 Ed Caine
 10 AM, Saturday, March 16
 Activity Center, Hopi Room

March 27th

Club Competition
“Open” Theme
 Photo taken after 4/01/2021
 Print and Digital Images
 Catalina Vista Rec Center
 6 PM Start

April 6th

Club Training Session
“The Photographer”
 Ed Caine
 10 AM, Saturday, April 6
 Activity Center, Hopi Room

April 10th

Program Presentation
“Hit Me With Your Best Shot”
 Member Show & Tell
 Catalina Vista Rec Center
 6 PM Start

Our April 10th Program Featuring YOU!!

“Hit Me with Your Best Shot”

Our April 10th program will be a repeat of last year's *Member Retrospective*. Each member can submit up to 7 of their favorite images taken over the years. This will allow everyone to show and speak about their images outside of the competitive judging format. It will allow us to see each other's favorite photographs and learn what you like to shoot or what you've been experimenting with. There are no subject restrictions, date ranges, or any other criteria. Each participant may submit up to 7 images. During the program, you may share what inspires your photography, how you created the images, or anything else (including nothing at all). YOU DO NOT NEED TO BE A "COMPETITION" member to submit images.

Submissions:

- Up to 7 images. Please include a title for each image and assign a number to each image with your preference of viewing sequence. For example: "1_Flying Bird"; "2_Running Coyote"; etc.
- Images must be in a JPEG format. Please attach your images to your email – they are much easier to work with than images pasted into the email.
- Images should be sent to: David Korzendorfer at dkorzend27@comcast.net.
- Sooner is better, but images must be received by Saturday, April 6th at 5:00 PM. Earlier submissions will be greatly appreciated. The presentation will be organized in the order submissions are received.

Our program will be run keeping all the images from each photographer in order. We are not inviting critical evaluations from club members during the reviews so don't worry if your favorite image has a kid with a finger in his ear. We think everyone would like to hear the "story" (who, what, where, when, why or how) for each image, but don't feel like this is a requirement to present. Call Dave if you have any questions: David Korzendorfer, Program Committee. (860) 490-4370



© John W Daily
by John Daily




by Kathy Mashburn



by John Moore



by Tom Jorgenson



by Jim Chinnis

Images from the 2023 Member Show

ICM Resources Available

Our February meeting featured presentations by Stephanie Johnson, Laura Hackenbrock and Susan Taylor on the subject of Intentional Camera Movement (ICM) photography.

Stephanie joined us via Zoom from her home in the Midwest. She has an international reputation as one of the foremost practitioners and educators of ICM. She showed numerous examples of her work and demonstrated how it was created. Her presentation was focused on three methods of ICM: Single Exposure; Multiple Exposure; and Mobilephone capture. Her presentation is available as a .pdf by following the link below. When you open her Zoom presentation document, you see that it has many active links to even more ICM resources. The link below also gives you access to three additional .pdf portfolios of her extraordinary ICM work.

After Stephanie's presentation, Laura and Susan shared their stories of how they became interested in ICM. They showed examples of their ICM work and explained how it was created.

IMPORTANT!!


Access Stephanie's resource material by clicking on this [link](#).



by Susan Taylor



by Laura Hackenbrock



by Stephanie Johnson

Vistoso Photo Club Board of Directors 2023 - 2024

President	Wayne Widener
Vice President	Dave Korzendorfer
Secretary	Gerda Timm
Treasurer	Phil Fisher

Members At Large:


Ed Caine, Past President
Bill Laing
Pam Maddern

Vistoso Photo Club Website: vistosophotoclub.weebly.com

VPC Flickr Gallery: vistosophotoclub-flickr

February Competition Results

Photographer	Date	Title	Place	Level	Category	Format	Judge
Print Competition							
Lyn Bleiler	2/28/2024	<i>Now Pull the Other One!</i>	1	Level I	Black & White	Print	James Capo
Lyn Bleiler	2/28/2024	<i>Caught in a Dream</i>	2	Level I	Black & White	Print	James Capo
John Moore	2/28/2024	<i>Anyone Have a Dime?</i>	1	Level II	Black & White	Print	James Capo
David Henderson	2/28/2024	<i>Lonely Old Pickup</i>	2	Level II	Black & White	Print	James Capo
David Henderson	2/28/2024	<i>Anyone for Shopping</i>	3	Level II	Black & White	Print	James Capo
John Moore	2/28/2024	<i>I See Dinner Coming</i>	HM	Level II	Black & White	Print	James Capo
Jack Welch	2/28/2024	<i>Summer Storm</i>	1	Level III	Black & White	Print	James Capo
Susan Taylor	2/28/2024	<i>Phoenix Water Lilies</i>	2	Level III	Black & White	Print	James Capo
Phil Fisher	2/28/2024	<i>Uh, Is That a Hawk?</i>	3	Level III	Black & White	Print	James Capo
Laura Hackenbrock	2/28/2024	<i>Variogated Succulent</i>	HM	Level III	Black & White	Print	James Capo
Ed Caine	2/28/2024	<i>Ducks in a Row</i>	HM	Level III	Black & White	Print	James Capo
Jack Welch	2/28/2024	<i>Inquisitive Coyote</i>	HM	Level III	Black & White	Print	James Capo
Digital Competition							
Lyn Bleiler	2/28/2024	<i>Shiny and New</i>	1	Level I	Black & White	Digital	James Capo
Bonnie Svarstad	2/28/2024	<i>Garden Lilies in Black and White</i>	2	Level I	Black & White	Digital	James Capo
Jim Chinnis	2/28/2024	<i>Kilmainham Gaol</i>	3	Level I	Black & White	Digital	James Capo
Allan Mashburn	2/28/2024	<i>The Pod</i>	HM	Level I	Black & White	Digital	James Capo
John McConaughy	2/28/2024	<i>Dentistry Of Don Quixote</i>	HM	Level I	Black & White	Digital	James Capo
Dave Korzendorfer	2/28/2024	<i>Gossip Mongers</i>	1	Level II	Black & White	Digital	James Capo
Gerda Timm	2/28/2024	<i>Forgotten</i>	2	Level II	Black & White	Digital	James Capo
Kathy Mashburn	2/28/2024	<i>Flaming Gorge</i>	3	Level II	Black & White	Digital	James Capo
Kathy Mashburn	2/28/2024	<i>Hawaiian Sky</i>	HM	Level II	Black & White	Digital	James Capo
Gerda Timm	2/28/2024	<i>House in the Woods</i>	HM	Level II	Black & White	Digital	James Capo
John Moore	2/28/2024	<i>I Told My Mom I'm Pretty High Up in My Job</i>	HM	Level II	Black & White	Digital	James Capo
Laura Hackenbrock	2/28/2024	<i>Upper and Lower</i>	1	Level III	Black & White	Digital	James Capo
Garry Buck	2/28/2024	<i>A Study in Contrasts</i>	2	Level III	Black & White	Digital	James Capo
Susan Taylor	2/28/2024	<i>Rowing in Tempe</i>	3	Level III	Black & White	Digital	James Capo
John Daily	2/28/2024	<i>Tree, Ghost Ranch</i>	HM	Level III	Black & White	Digital	James Capo



"Now Pull the Other One!" Lyn Bleiler

Print Competition Results




"Caught in a Dream" Lyn Bleiler



"Anyone for Shopping?" David Henderson



"Anyone Have a Dime?" John Moore




"Lonely Old Pickup" David Henderson



"Summer Storm" Jack Welch



"Phoenix Water Lilies" Susan Taylor



"Uh, Is That a Hawk?" Phil Fisher



"Shiny and New" Lyn Bleiler



"Garden Lilies in Black and White" Bonnie Svarstad


Digital Competition Winners



"Kilmainham Gaol" Jim Chinnis



"Gossip Mongers" Dave Korzendorfer



"Flaming Gorge" Kathy Mashburn



"Forgotten" Gerda Timm



"Upper and Lower" Laura Hackenbrock



"Rowing in Tempe" Susan Taylor



"A Study in Contrasts" Garry Buck

1st, 2nd & 3rd place Print & Digital winners will be displayed at Catalina Vista

Competition Themes for the Remainder of the Year

March 27
April 24
May 8

Open
Reflections
Awards Program

Image taken after April 1, 2021
Image taken after April 24, 2023

All Competitions conducted at the Catalina Vista Rec Center starting at 6 pm

Only SCOV residents who have paid both their Vistoso Photo Club dues and the Competition Fees (that pay for professional judges) are eligible to submit images for critique and scoring. Please go to the Vistoso Photo Club website for requirements : <https://vistosophotoclub.weebly.com/> and then select the Competition Info tab. Digital submissions need to be submitted as attachments to an email addressed to SCOVPhotos@gmail.com.